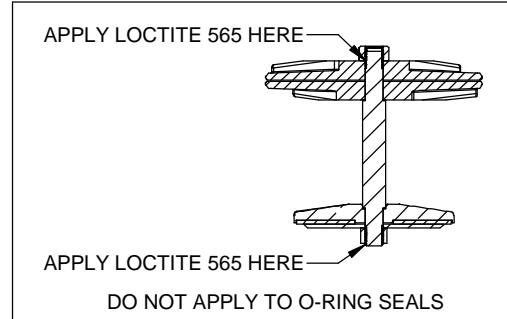


REPAIR PARTS KITS	
DESCRIPTION	PART NO.
DIAPHRAGM & SEALS KIT CONSISTS OF ITEM NO'S 2, 5(2), 8, 10(2), 11, 14, 19, 23	1070074 (429-RA) 1070099 (429-RAV)
	BUNA N INCLUDES DIAPHRAGM 1074622 (429-FB) FKM INCLUDES DIAPHRAGM 1074623 (429-FV)
INT. PARTS KIT (NORM. OPEN) CONSISTS OF STANDARD ITEM NO'S 4, (12)6, 7 9, 12, 16(2), 18, 22	1074653 (429-RF)
SEAT ITEM NO. 3, 4(8)	1074640 (429-MO)

REVISIONS					
ZONE	ECN	REV.	DESCRIPTION	DATE	APP'D
	101517	M	REDRAWN IN SOLID WORKS, FORM # IS NOW DWG #	1-29-13	NE
CHG-1 (PG-1) CHG-2 (PG-2)	102769	N	1-ADD'D: ITEM#23, 2-WAS: 1/8 NPT	15NOV13	TJM
CHG-1 (PG-1)	104638	P	1-WAS: ITEM#12- 1071659, 2-UPDATED TITEL BLOCKS	20MAY15	TJM

ITEM NO.	DESCRIPTION	STD	PART NUMBER	QTY.
1	VALVE BODY, 429, CI	*	1074613	1
2	GASKET, 429, SEAT, BUNA	*	1074642	1
	GASKET, 429, SEAT, VITON	*	1074643	1
3	LOWER, SEAT, BRASS	*	1074640	1
4	SCREW, HEX HD, CAP, 5/16-18,SS	*	1072355	20
5	NUT, 3/4-16, SS	*	3001991	2
6	PLATE,DISC,429,BRASS,MACH	*	1074634	1
7	DISC, 429, VITON	*	1074633	1
	DISC, 429, HYCAR	*	1074632	1
8	RETAINER, DISC	*	1074627	1
9	GASKET, COPPER, 110-CDA	*	1073952	2
10	GASKET, CENTERING PLATE,BUNA	*	1074644	1
	GASKET, CENTERING PLATE,VITON	*	1074645	1
11	SHAFT GUIDE,429,CI,MCHD	*	1074625	1
12	NUT, 1/2-13, PLATED	*	16568-02	16
13	DIAPHRAGM, 429, BUNA	*	1074622	1
	DIAPHRAGM, 429, FKM	*	1074623	1
14	SCREW, HEX HD, CAP,	*	1072410	16
15	PLATE,DIAPHRAGM,429,BRASS,MCHD	*	1074620	2
16	CAP, 429	*	1074615	1
17	SHAFT, 429 MACHINING DRAWING	*	1074636	1
18	O-RING (NITRILE), 2-223	*	1071703	1
	O-RING, -223, FKM	*	1071820	1
19	HUMPHREY VALVE N.C. BRASS,	*	1074661	1
20	FITTING, NIPPLE 1/4MNPTX1.38	*	1081648	1
21	GUIDE, SHAFT, 429, BRS	*	1074646	1
22	O-RING (NITRILE),	*	1242721	1
23	MALE PIPE PLUG, 1/4 NPT	*	1071918	4



SEE REVERSE SIDE FOR CONFIGURATION OPTIONS

1073176 (V42L-3000-00000) (6" PIPE SIZE)  
NORMALLY OPEN (STANDARD)

COMPONENTS / ASSEMBLIES TO BE COMPLIANT AND COMPATIBLE WITH EUROPEAN UNION DIRECTIVE 2011/65/EEC (RoHS2) & REGULATION (EC)1907/2006 (REACH) REQUIREMENTS

© 2016 AQ Matic Valve and Controls Company, Inc. All rights reserved.  
16605 West Victor Rd  
New Berlin, WI 53151  
262-326-0100 www.aq-matic.com

THIRD ANGLE PROJECTION

APPROVALS DATE  
DRAWN NE 1-21-13  
APPROVED  
CHECKED

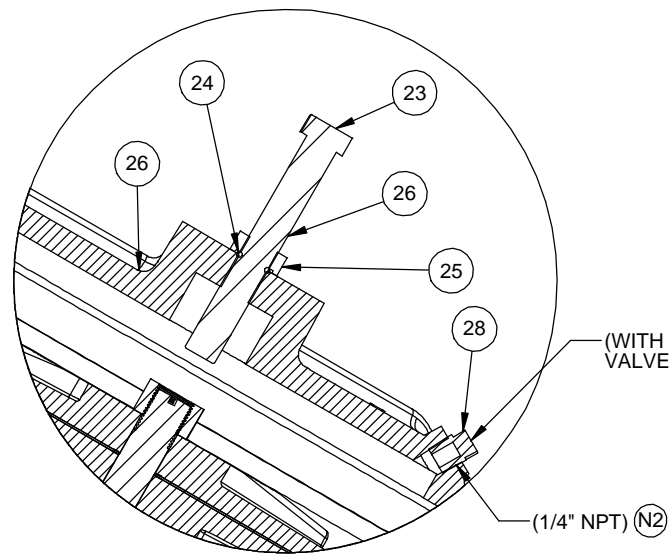
DO NOT SCALE DRAWING. DIMS. ARE IN INCHES [mm]  
INTERPRET DIMS AND TOLERANCES PER ASME Y14.5M -2009  
UNLESS OTHERWISE SPECIFIED.  
ALL FINISHED MACHINED SURFACES 125 √OR BETTER.  
TOLERANCES:  
ANGLES: ± 1°  
1 PLACE .X: ± .015 [0.38]  
2 PLACE .XX: ± .01 [0.3]  
3 PLACE .XXX: ± .005 [0.13]

**AQ Matic**

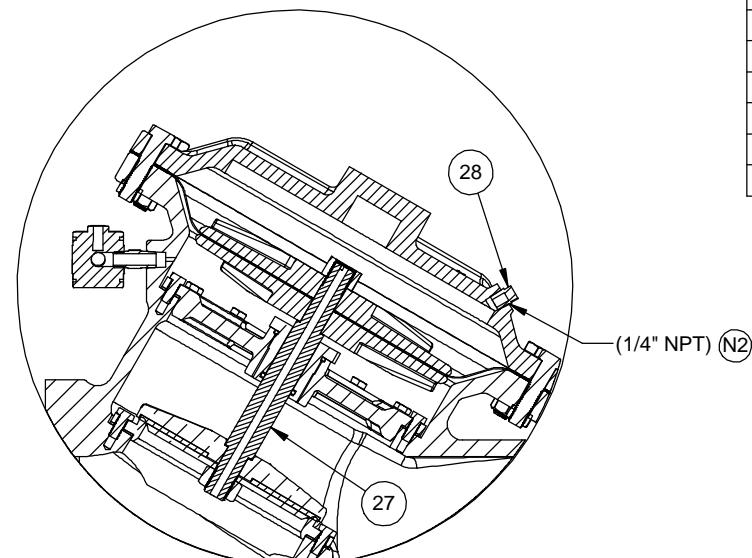
TITLE  
CATALOG SHEET, 429  
DIAPHRAGM VALVE STANDARD MODEL

SIZE **C** DWG NO. **1077619** REV **P**

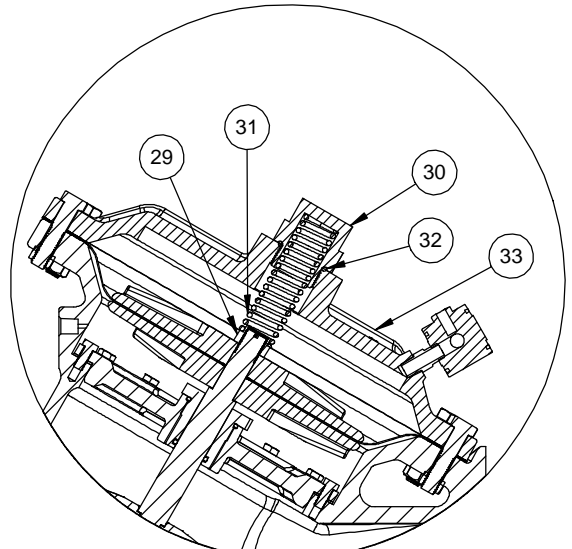
SCALE 1:4 SHEET 1 OF 2



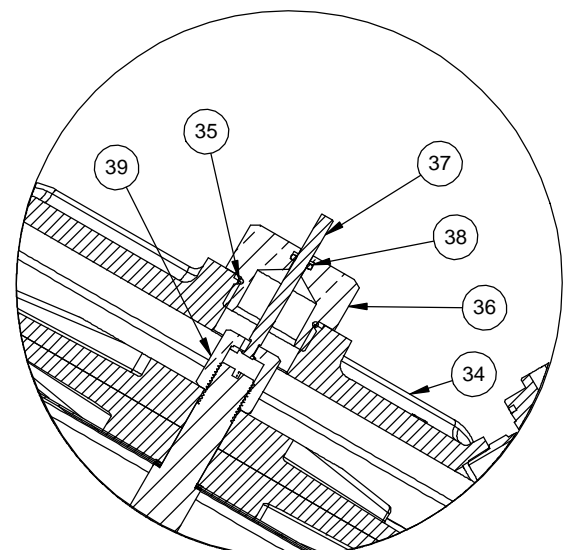
1073184 (V42L-3010-00000)  
LIMIT STOP



1073187 (V42L-3030-00000)  
NORMALLY CLOSED

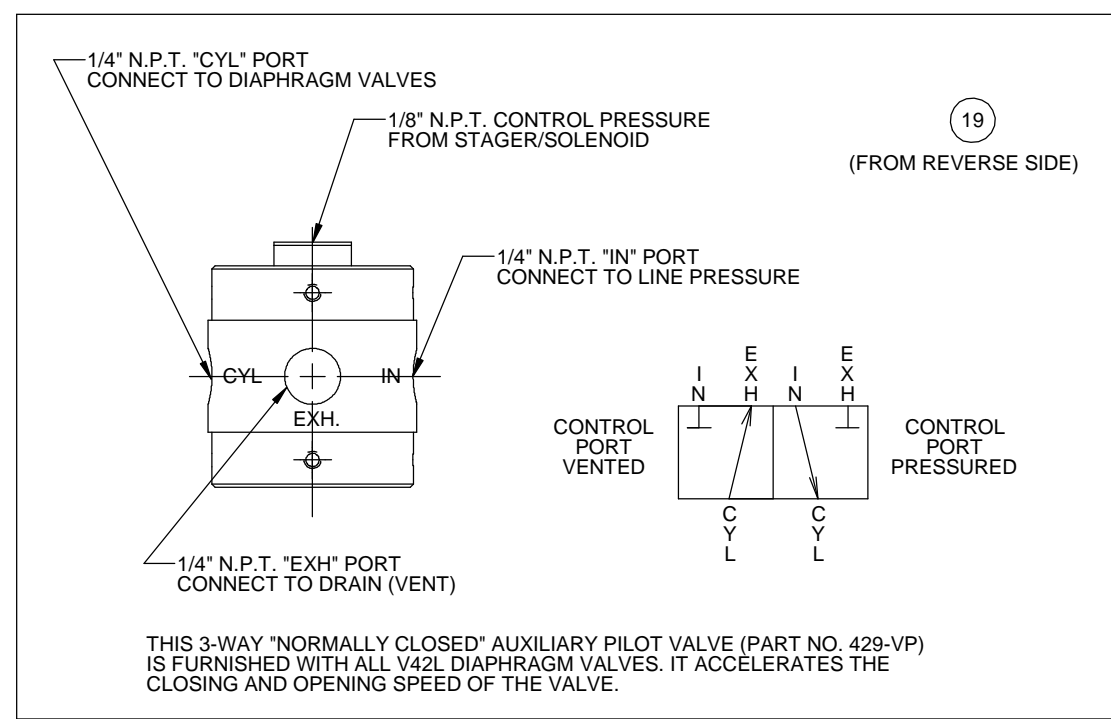


4500139 (V42L-3002-00000)  
SPRING ASSIST CLOSED



1082048 (V42L-3020-00000)  
POSITION INDICATOR

REPAIR PARTS KITS	
DESCRIPTION	PARTS NO.
INT. PARTS KIT (LIMIT STOP) CONSISTS OF STANDARD ITEM NO'S 23, 24, 25	1074638 (429-LS)
INT. PARTS KIT (NORM. CLOSED) CONSISTS OF STANDARD ITEM NO'S 4(12), 6, 7, 9, 12, 15(2), 21, 27	1074654 (429-RG)
INT. PARTS KIT (SPRING ASSIST CLOSED) CONSISTS OF STANDARD ITEM NO'S 29, 31, 32	1074655 (429-SC)
INT. PARTS KIT (POSITION INDICATOR) CONSISTS OF STANDARD ITEM NO'S 35 THRU 39	1074647 (429-PI)



THIS 3-WAY "NORMALLY CLOSED" AUXILIARY PILOT VALVE (PART NO. 429-VP) IS FURNISHED WITH ALL V42L DIAPHRAGM VALVES. IT ACCELERATES THE CLOSING AND OPENING SPEED OF THE VALVE.

- NOTE
1. SPRING ASSIST CLOSED MODEL CANNOT BE COMBINED WITH LIMIT STOP OR POSITION INDICATOR.
  2. SPRING ASSIST OPEN MODEL AVAILABLE.

SEE REVERSE SIDE FOR STANDARD MODEL NORMALLY OPEN MODEL

REVISIONS					
ZONE	ECN	REV.	DESCRIPTION	DATE	APP'D
SEE SHEET 1 FOR LIST OF CHANGES					

ITEM NO.	DESCRIPTION	STD	PART NUMBER	QTY.
LIMIT STOP MODEL				
23	SCREW, HEX HD CAP,5/8-18X4.5"	*	1074660	1
24	O-RING,2-112,NITRILE	*	1071690	1
25	NUT, LIMIT STOP	*	1074434	1
26	CAP, 429	*	1074617	1
NORMALLY CLOSED MODEL				
27	SHAFT, 429, NC	*	1074637	1
28	MALE PIPE PLUG, 1/4 NPT	*	1071918	1
SPRING ASSIST CLOSED MODEL				
29	NUT, SPRING RETAINER	*	1074663	1
30	NUT, SPRING RETAINER,429,BRASS	*	1074659	1
31	SPRING, COMPRESSION	*	1074657	1
32	O-RING (NITRILE), 2-222	*	1079839	1
33	CAP, 429	*	1074616	1
POSITION INDICATOR MODEL				
34	CAP, 429	*	1074618	1
35	O-RING,2-128,NITRILE	*	1071694	1
36	GUIDE, SHAFT, 429, BRASS	*	1074624	1
37	SHAFT,429,SS,MACH	*	1074649	1
38	O-RING,2-106,NITRILE,TFLN CTD	*	1071688	1
39	NUT, 429, BRASS	*	1074658	1

CONVERSION KITS	
DESCRIPTION	PART NO.
CONVERSION KIT (LIMIT STOP) CONSISTS OF STANDARD ITEM NO'S 23 THRU 26	1074639 (429-LSC)
CONVERSION KIT (SPRING ASSIST CLOSED) CONSISTS OF STANDARD ITEM NO'S 29 THRU 33	1074656 (429-SCC)
CONVERSION KIT (POSITION INDICATOR) CONSISTS OF STANDARD ITEM NO'S 34 THRU 39	1074648 (429-PIC)

COMPONENTS / ASSEMBLIES TO BE COMPLIANT AND COMPATIBLE WITH EUROPEAN UNION DIRECTIVE 2011/65/EEC (RoHS2) & REGULATION (EC)1907/2006 (REACH) REQUIREMENTS

© 2016 AQ Matic Valve and Controls Company, Inc. All rights reserved.

16605 West Victor Rd  
New Berlin, WI 53151  
262-326-0100 www.aq-matic.com

THIRD ANGLE PROJECTION

APPROVALS DATE

DRAWN NE 1-21-13

APPROVED

CHECKED

DO NOT SCALE DRAWING. DIMS. ARE IN INCHES [mm]  
INTERPRET DIMS AND TOLERANCES PER ASME Y14.5M -2009 UNLESS OTHERWISE SPECIFIED.  
ALL FINISHED MACHINED SURFACES 125 √OR BETTER.  
TOLERANCES:  
ANGLES: ±1°  
1 PLACE .X: ±.015 [0.38]  
2 PLACE .XX: ±.01 [0.3]  
3 PLACE .XXX: ±.005 [0.13]

**AQ Matic**

TITLE  
CATALOG SHEET, 429  
DIAPHRAGM VALVE STANDARD MODEL

SIZE **C** DWG NO. **1077619** REV **P**

SCALE 1:4 SHEET 2 OF 2